


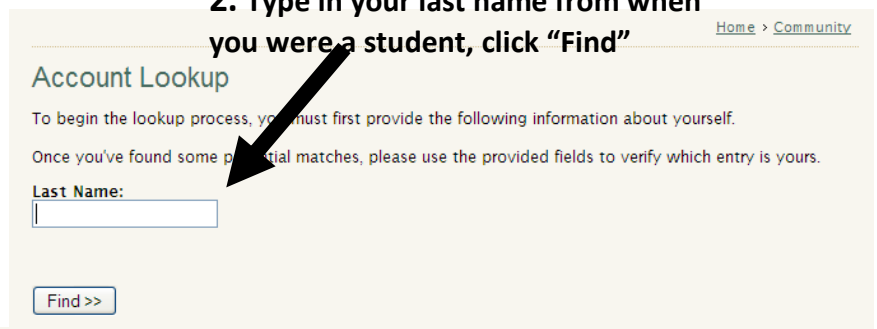
# New Member Log-In Directions

**Important - if you have not yet logged into Mybrowsingroom.com (or onto the former Scripps College Online Community), you must go through the quick "New Member Login" process. Follow these easy step-by-step instructions and you'll be using MyBrowsingRoom within minutes! If you need your alumna ID, contact us: at 909-621-8054 or alumnae@scrippscollege.edu**

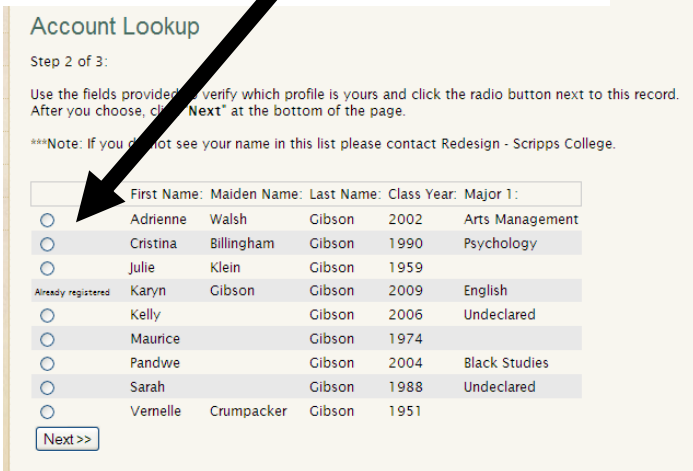
**1. Click New Member Log-in**



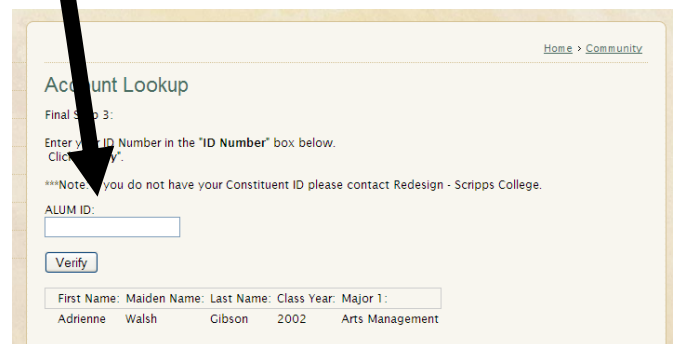
**2. Type in your last name from when you were a student, click "Find"**



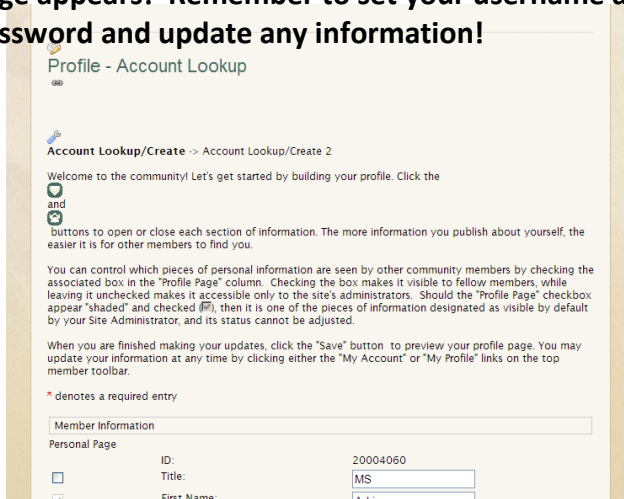
**3. Locate yourself in the list and click the dot. If you don't see your name listed call the alumnae office at 909-621-8054**



**4. Enter your alumna ID. Need your ID? Contact us at alumnae@scrippscollege.edu or 909-621-8054**



**5. Success! You have logged into MyBrowsingRoom when this page appears! Remember to set your username and password and update any information!**



**If you need help don't hesitate to contact us.  
We're happy to assist you!  
alumnae@scrippscollege.edu or 909-621-8054**